

The Aspen

122 Grouse Haven Way
Silverbrook Estates
\$1,150,000

Specs:

- 2628 sqft
- 4 bedrooms
- 3 bathrooms
- Fireplace
- Bonus room
- 3 car garage
- Lot 79

Aspen Overview:


The main floor features a large great room with fireplace. Expansive kitchen includes extended island, walk-in pantry, butlers pantry and mudroom leading to the garage. Main floor master retreat with large ensuite and walk-in closet; and second main floor bedroom. The upper floor includes a huge bonus room and 2 secondary bedrooms, both with walk-in closets. Large bath with dual sinks.



This is a representation of the Aspen plan, actual build may vary and is subject to change without notice. Selections are made at frame stage and are final.

122 Grouse Haven Way

Lot 79 Selection Sheet





Garage Door: Flat panel
garage door in Brown

Exterior Paint:

Body/trim/soffit/fascia: Cyberspace 7076

Soffit & Facia: Black Fox 7020

Wood Accent: Charwood



Selkirk Stone
Style: Country Cliffstone
Granite



Front Door: Smooth Star
S8570XE

Iron Ore SW7069



Roof: Landmark Asphalt Shingles -
Weathered Wood



HVAC: Goodman (model depends on size of
house) Includes pad and electrical hook-up



Windows: Milgard Tuscany Black

TT6 Pro Smart Thermostat
Multi Stage 2 Heat/2 Cool



Gas line to range & fireplace




122 Grouse Haven Way

Lot 79 Selection Sheet



Appliances: KitchenAid



White Duck SW 7010

Cabinets: Shaker with bevel
Island, baths, box hood, butler's
pantry: Alder Jacobean
Perimeter & laundry: White Duck




Pulls: Amerock Factor
On drawers

Radius Cabinet Knobs
On doors

Faucet: Delta Theodora Champagne Bronze



Quartz Farmhouse Kitchen
Sink



Counter: Calacatta Lazulite by Revera

Backsplash:
Besdrosian
Color: Sand Dollar
Size: 2.5x5
Horizontal offset

122 Grouse Haven Way

Lot 79 Selection Sheet



SW 9166
Drift of Mist
Interior / Exterior
Location Number: 239-G2

SW 7044
Amazing Gray
Interior / Exterior
Location Number: 245-G2

SW 7005
Pure White
Interior / Exterior
Location Number: 255-G2

Interior walls/ceiling:
Drift of Mist SW9166
Doors: **Amazing Gray SW7044**
Trim: **Pure White SW7005**

Interior Doors:
Madison

Latitude Satin
Brass handles



Saylor (R) Champagne Bronze
Bathroom Faucet Package



Toilets: Gerber Viper
1.6 ADA Compliant

Fireplace Stone:
Selkirk Stone Chiseled
Limestone
Color: Granite Ridge



Flooring:
Carpet: Shaw in River Run
LVP: TAS Tandem in Dover



Shower Walls: Milestone Tile
Name: Core
Color: Light Grey
Size: 12x24



Shower Floors: Island Stone
Tile Name: Level Pebble
Color: Malu Grey