

The Madison

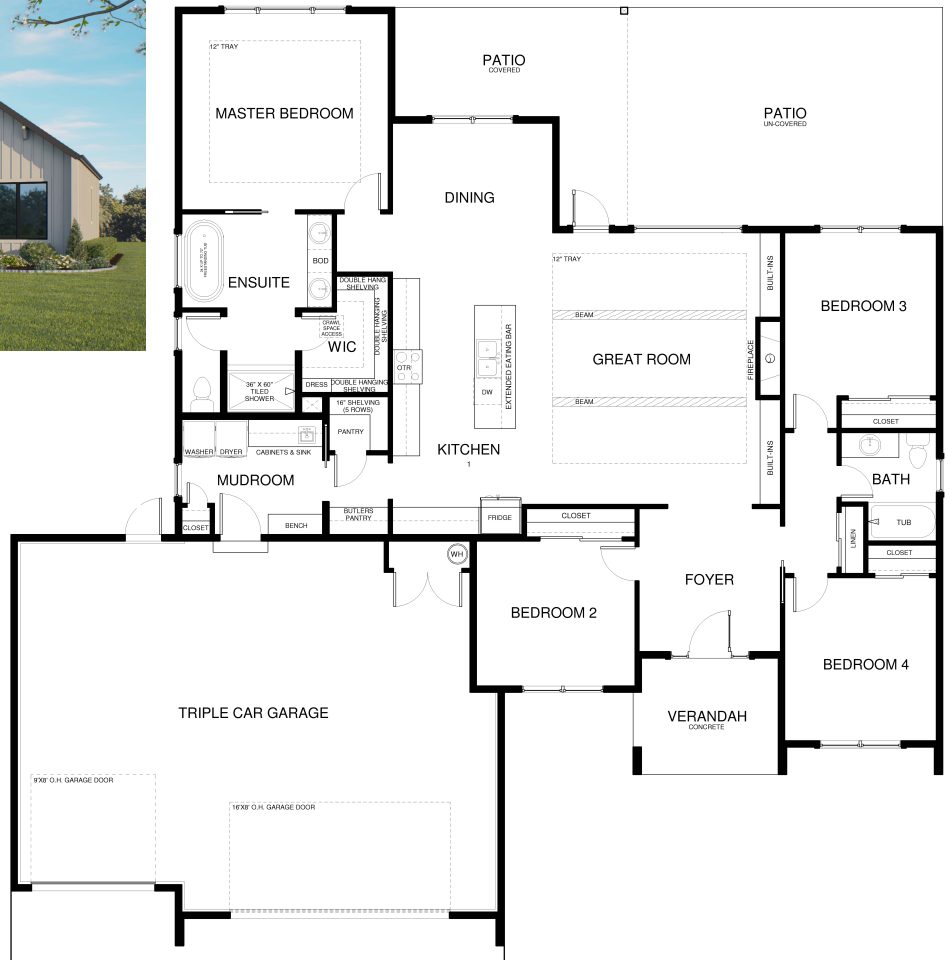
135 E Monture Ridge
Silverbrook Estates
\$1,049,000



Rendering is a representation of lot 114

Specs:

- 2041 sq ft*
- 4 Bedrooms
- 2 Full Baths
- Fireplace
- Butlers Pantry
- Mudroom/laundry
- 3 Car Garage
- Lot 114
- *Elevation D



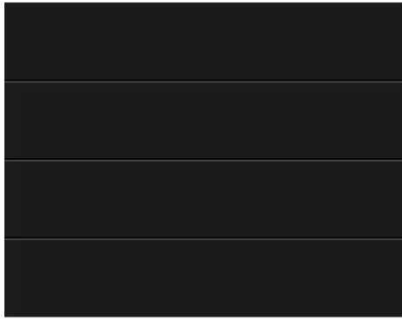
Overview:

All of your living on one floor for ease and convenience! This split plan features a spacious master suite with luxurious bath designed for the ultimate owners retreat: dual vanity, oversized shower, soaking tub, and walk-in closet. Two large secondary bedrooms plus a den: great for working from home, hobby's or additional TV room. The kitchen boasts a large center island, walk-in pantry and lots of counter space - perfect for the chef in the family! Great flow into the great room and dining room. Convenient mudroom/laundry combination.

This is a representation of the Madison plan, actual build may vary and is subject to change without notice. Selections are made at frame stage and are final.

135 E Monture Ridge

Lot 114 Selection Sheet




Flush panel Garage
Door in Black

Exterior Paint:
Body/Trim/Soffit/Fascia/Door:
Iron Ore 7069
Wood Stain: Charwood
Stone: Country Cliffstone Alpine



Iron Ore SW 7069



Front Door:
Smooth Star
Color: Iron Ore

Windows: Milgard Styleline in black
Roof: Landmark Asphalt Shingles-Moire Black



HVAC: Goodman (model depends on size of house) Includes pad and electrical hook-up



TT6 Pro Smart Thermostat



Gas line to range
and fireplace



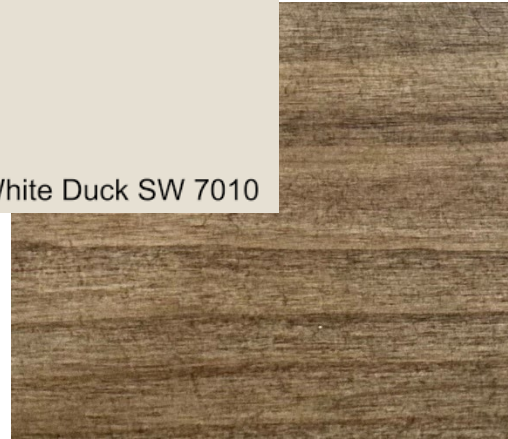
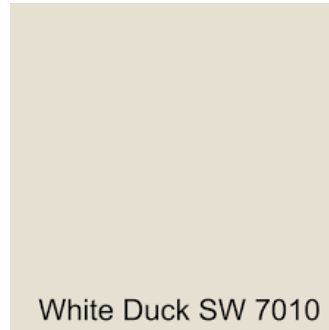
*RED denotes items that CAN be changed by Buyer. Time is limited on items to change.

135 E Monture Ridge

Lot 114 Selection Sheet



Appliances: LG Signature Package



Shaker with bevel cabinets:
Perimeter: White Duck 7010
Island/baths/laundry: Van Dyke
stain on Alder

Pulls: Amerock Destine 3 3/4
Edona knob in gold




Kitchen Faucet: Delta
Rhett- Champagne Bronze

Kitchen Sink: 33" Apron
Karran Sink



Countertop: Calacatta Lazulite
by Revera

Backsplash: Arizona Tile
Tile Name: S-Series
Color: Vintage Grey
Size: 2x6



135 E Monture Ridge

Lot 114 Selection Sheet



Interior Doors: Birkdale

Hardware: Halifax Matte Black



Fireplace: Design: full stone wall,
wood mantle, no corbels

Stone: Country Cliffstone Bisque



Interior Paint: Drift of Mist
SW9166 (walls/ceiling)
Pure White SW 7005 (doors/trim)



Flooring:
LVP: Provincial Estate
Color: Meadow Brook



Shower Walls: Thompson
Tile Name: Nature
Color: Belvedere



Shower Floor Tile:
Island Stone
Tile Name: Level Pebble
Color: Black & Tan



Toilets: Gerber Viper
1.6 ADA Compliant